



To guarantee on-site hassle free parking at the Arena we strongly recommend you purchase your parking ticket in advance.

Nearly 1,000 on site car parking spaces are available in Car Parks A&B, with additional parking at Car Park C within 1 minute walk from the venue for a further 200 cars.

For all events Car Park A&B will be available to purchase in advance. Car Park C is open for all events but advanced pre-paid tickets for this car park will only go on sale when Car Park A&B have sold out. Car Park D cannot be pre-sold because the surface is grass and dependent upon the weather conditions. See overleaf for more information about the car parks and their entrances.

Pre-paid parking tickets are available online at FlyDSAarena.co.uk, by phone on 0114 256 5656 or in person at the Arena box office. Once you have purchased your ticket it will be posted to the address of the cardholder. From ten days prior to an event, advance car parking tickets will only be available in person from the venue or online as a print at home option. The print at home tickets will be available until the day of the event.

For Ice Hockey advance tickets for cars will be £5, compared with £7 when purchased on the day. Car parking tickets for all other events will be priced £10. *

Advanced car parking is also available for coaches and mini-buses. The following charges apply: £20 for coaches, £15 for mini-buses - subject to availability, advanced booking highly recommended. You cannot book your parking for coaches and mini-buses online, they are only available in person from the Arena box office or call the ticket hotline on 0114 256 5656. *

Parking tickets may be purchased on the day (if parking has not already sold out in advance) either from the box office at Entrance C, from the attendant on duty or ticket machine as you enter the car park.

On a show day there will be no access to the venue car parks until 3pm and then not without a valid car parking ticket or permit. However, if an event has more than one performance a day then your parking ticket should state a time that you can access the car park from and a time that you must leave the car park by. This is to ensure that all customers attending the earlier or later performances are able to access the Arena car parks. Car park tickets are valid for one admission only. You can leave the car park at any time, but once you have entered you will not be able to leave and return on the same ticket. Anyone arranging to drop-off, meet or pick-up someone from an event must do so away from the venue and the car parks.

Please ensure you bring your pre-paid parking ticket with you and present on entry to the car park and if you use print at home you must print off the ticket which contains your unique bar code that will be scanned in order to gain access. Failure to do so will lead to delay and require full payment at the day rate to access the car park.

For most events a running order is published on our website several days in advance. We recommend you check this information for the show you are attending and plan your journey to arrive for the doors open time. No two events are the same and this is also true in respect of travel to and from and parking at the venue, please plan your journey using the tools provided in the Plan Your Journey section of our website. We also recommend you follow our facebook and twitter sites where any important information will be announced - #arenatravelupdate.

FlyDSAarena.co.uk

Box office open to personal callers 9am - 6pm Mon-Sat
Telephone bookings 0114 256 5656 9am - 8pm Mon-Sat



SheffieldArena



@SheffieldArena

Car Park A - Attercliffe Road

This car park is on site and should be accessed through the entrance on Attercliffe Road (A6178). We recommend that you use this car park if you are travelling from M1 Junction 34, Meadowhall & the North.

Car Park B - Broughton Lane

This car park is on site and should be accessed through the entrance on Broughton Lane (A6102). We recommend that you use this car park if you are travelling from the M1 Junction 33 & the South.

Car Park C - Great Central




This car park is a 1 minute walk from the venue and can be accessed through the entrance on Greenland Road (A6102). We recommend that you use this car park if you are travelling from the M1 Junction 33 & the South.

Car park C entrance is fitted with a barrier & height restrictors – if using this car park on an event when it is not manned you must obtain a ticket from the pay & display machine located at the car park entrance.

This car park is locked 45 minutes after the end of a show & when there is no show the car park is closed.

Dependent upon the weather conditions there is a further over-flow car park next to the Arena in the Grass Bowl, the availability of this car park is dependent upon the weather & is therefore not sold in advance.



	Disabled Parking		Car Park A		Car Park C
	Coach/Minibus Parking		Car Park B		Arena

*Car park prices shown overleaf are correct at the time of going to press